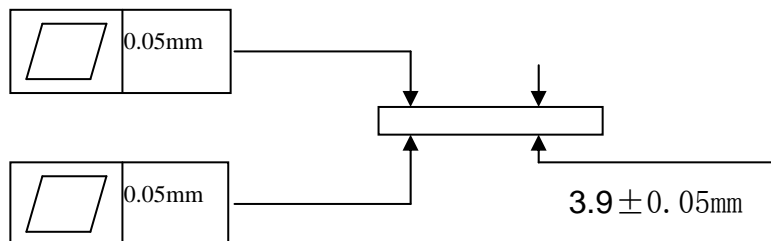
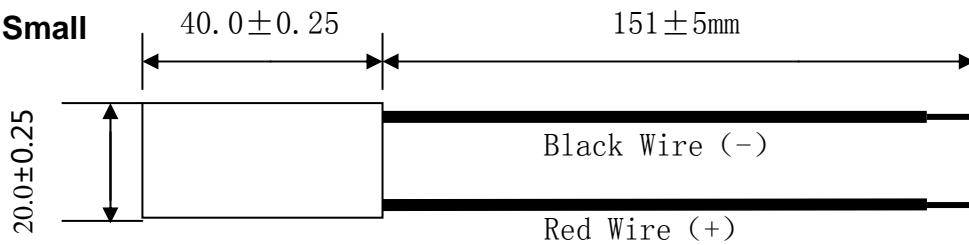




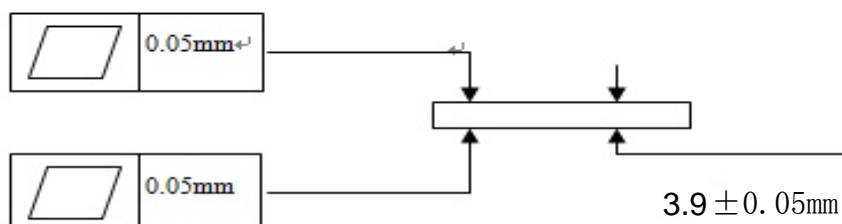
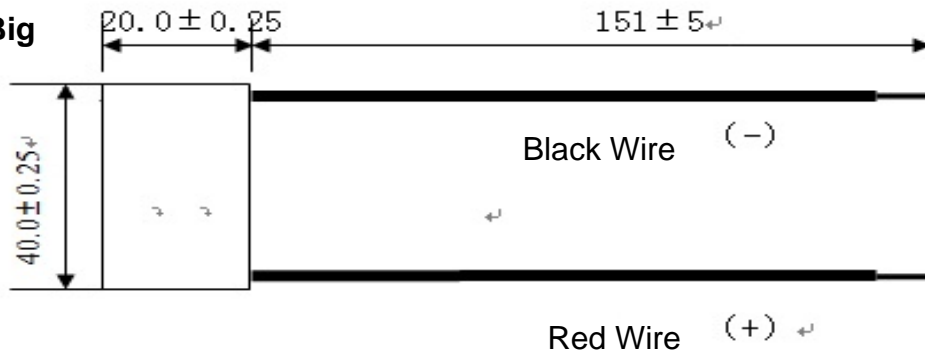
Specification

Item Number:	TEC1-06308
Device Outline	See picture below
Heat-shrink tube on the end of wire	Not available
Wire Criteria	1.20AWG UL, PVC insulated 2.Standard 105°C tinned copper wire 3.General length: 151±5mm 4.Length of tinning without outer sphere on the end of wire: 5±1.0mm
Resistance (ohms)	Environment Temperature 20°C, 1KHZ,0.65-0.75 (ohms)
Packing	Foam box
Printing	See picture below

Type A: Small



Type B: Big





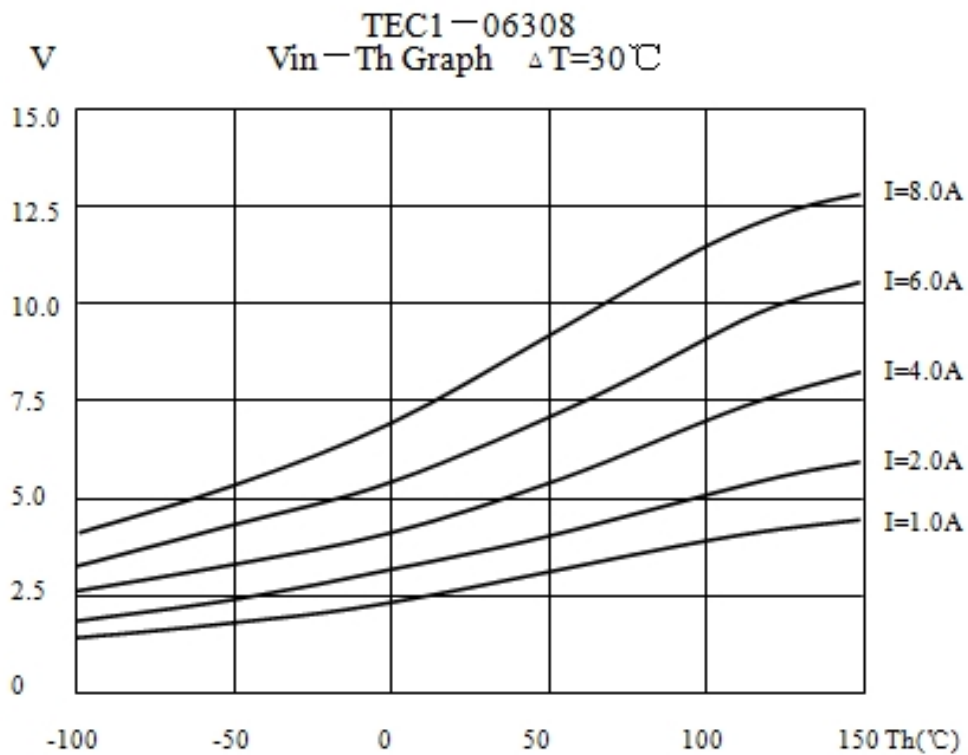
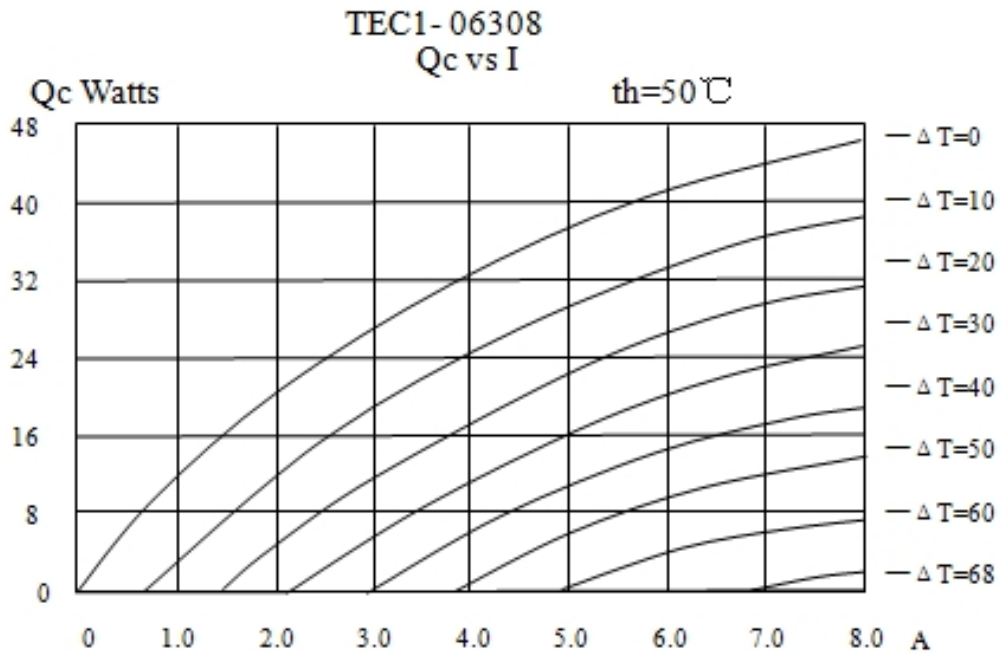
Specification

Other Requirement:

1. Working Temperature: -55°C to $+80^{\circ}\text{C}$
2. Assembled overwhelm force: 80lb/Sq.In.
3. P/N Couples: 63 couples
4. I_{max} : $8 \pm 0.5\text{A}$ (7.6VDC)
5. V_{max} : 7.6VDC
6. Q_{cmax} : 32W (7.6VDC)
7. Resistance range: AC-R $0.65\text{-}0.75\Omega$ (Surrounding Temperature 20°C 1KHZ)
8. ΔT_{max} : $\geq 63^{\circ}\text{C}$
9. Wire should be soldered on the hot side
10. 20AWG UL, PVC insulated, Standard 105°C tinned copper wire



Specification





Specification

TEC1-06308

I-Vin Graph $T_h=50^\circ\text{C}$

